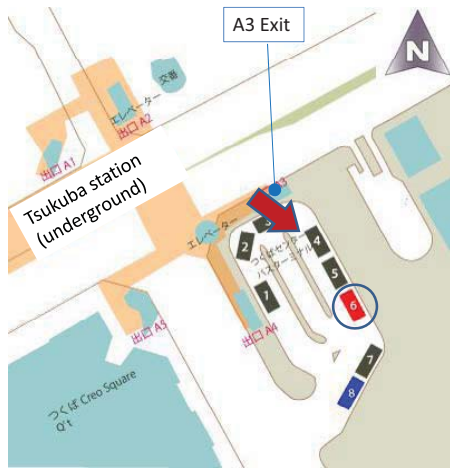


At Tsukuba station (Tsukuba Center)

➔ marks indicate the place and direction of the picture on the right.



At Tsukuba St., go out from A3 exit. Then, move to the #6 bus stop and wait for a bus coming.

Okura Hotel (main)



Tsukuba center #6 bus stop, at which buses depart to go to Univ. of Tsukuba



1



Take a bus to

筑波大学中央
"Tsukuba Daigaku Chuo".

or

筑波大学循環 (右回り)
"Tsukuba Daigaku Junkan (Migi-Mawari)".



Get on the bus from the central door on the left.

Take a ticket if it appear.

(This is the case you take a bus to "Tsukuba Daigaku Chuo".)

It takes about 10 mins. from "Tsukuba Center" to "Daigaku Kaikan Mae".

2

The University of Tsukuba Loop-line On-campus Bus route

(Getting off at "Daigaku kaikan mae" bus stop to arrive University Hall A(venue))



3

In the bus

Prepare 190 yen.




Near "Daigaku kaikan mae" push a button like these to inform you will get off at the next stop.



4

4

Get off at "Daigaku kaikan mae" bus stop from the left door near a driver.



When you get off, put 190 yen into a box.

From "Daigaku kaikan mae" bus stop, you see the following scene.

The 30th anniversary hall

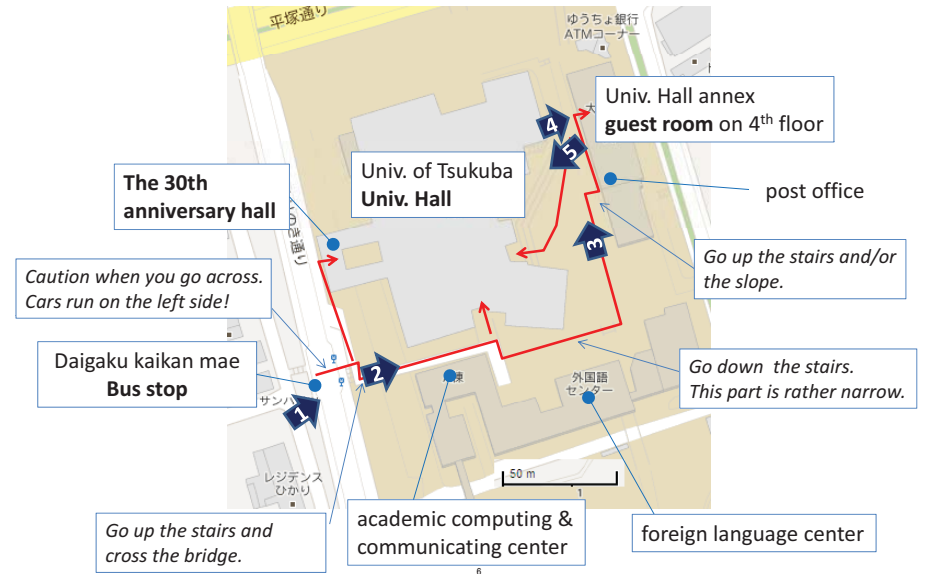


Univ. Hall

Go up the stairs to the University Hall Entrance and guest room.

→ The way from the "Daigaku kaikan mae" bus stop to the venue ~200 m

➡ marks indicate the place and direction of taken pictures appeared later.



Caution when you go across. Cars run on the left side!

Daigaku kaikan mae Bus stop

Go up the stairs and cross the bridge.

academic computing & communicating center

foreign language center

Univ. Hall annex guest room on 4th floor

post office

Go up the stairs and/or the slope.

Go down the stairs. This part is rather narrow.

The 30th anniversary hall




Go up the stairs

Univ. Hall



Go cross the bridge.

academic computing & communicating center



Univ. Hall annex guest room on 4th floor

post office

Use the lift to 4th floor

Go up the stairs and/or the slope.

Univ. Hall

